

Elevator management

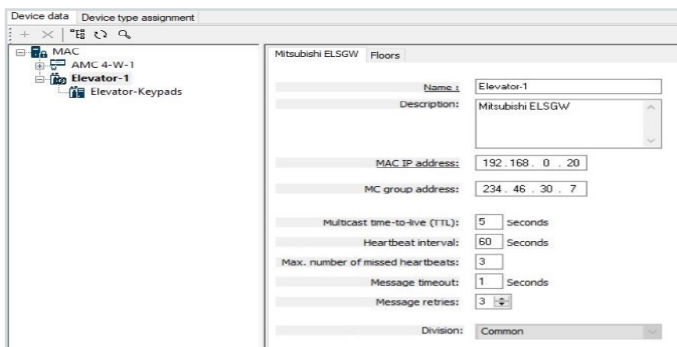
# Integrated solution for controlled access with Mitsubishi Elevators (by Mitsulift) via SE Service



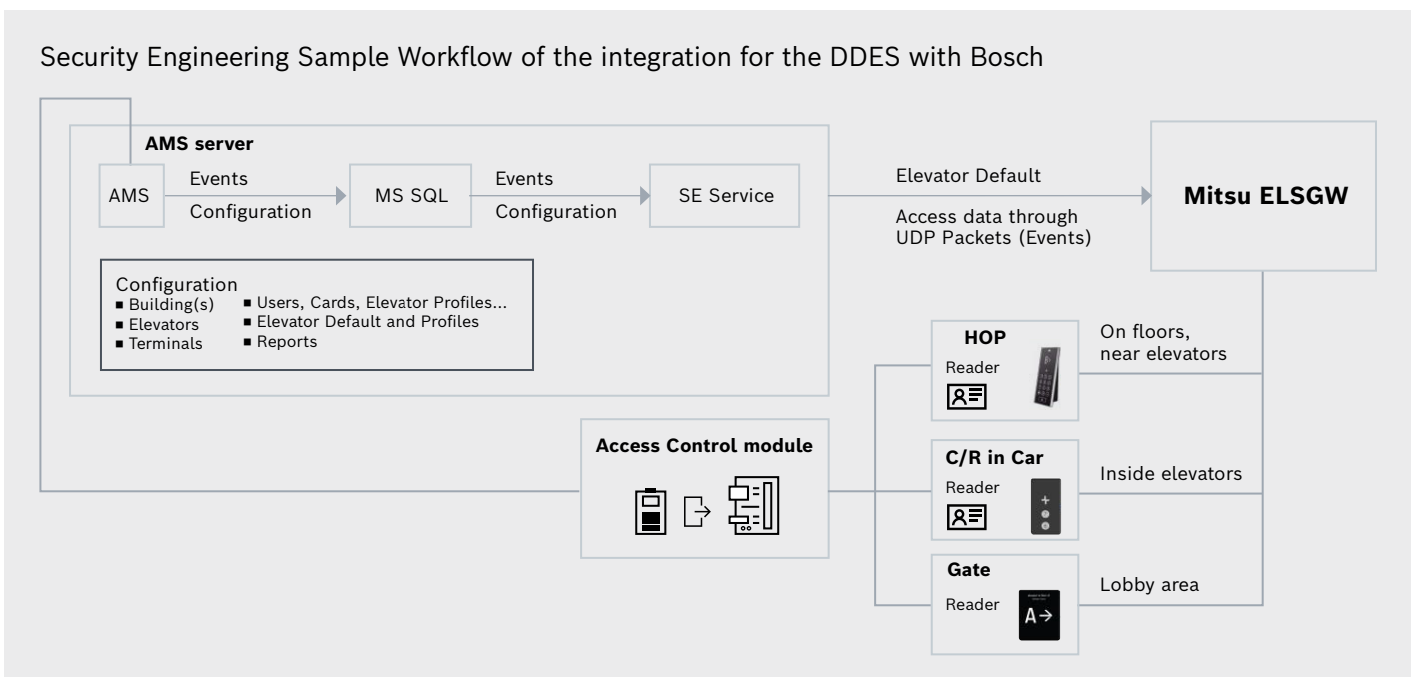
SE Service integrates [Bosch Access Management System \(AMS\)](#) with Mitsubishi Elevators (by Mitsulift). AMS seamlessly connects with Mitsulift EAC elevators using ELSGW enabling secure and efficient building access integration solution. Elevator usage adheres to access control measures, preventing unauthorized entry to restricted floors or areas. Real time communication between access control system and Mitsubishi Elevators (by Mitsulift) allows for immediate updates to user permissions, ensuring swift responses and adaptability.

With all data consolidated through the same AMS interface, managing everything in one place becomes simple. Administrators manage the system using the same existing Bosch user interface of AMS, reducing the time for operators to be trained and operate the system while minimizing the risk of errors. Moreover, the streamlined system integration effectively reduces operational costs. Users can use their access credentials to call elevators and reach their designated floors without the need for additional keycards or tokens. Furthermore, the streamlined processes reduce wait times and optimize traffic flow within the building. Moreover, this optimized system integration reduces operational expenses.

- Real time monitoring
- Customizable access permissions
- Unified interface
- Increased efficiency and productivity
- Seamless user experience



Security Engineering Sample Workflow of the integration for the DDES with Bosch





Airports



Banks



Commercial buildings



Industrial manufacturing

## Key features


- AMS is used to grant access rights to Mitsubishi Elevators (by Mitsulift)
- Card swipe events are sent from AMS to SE Service
- Unified user interface: manage both systems through the same AMS interface
- Enhanced security via synchronized access permissions and real time communication
- Centralized management
- Audit trail and reporting

## Compatibility

| Security Engineering | Bosch Security and Safety Systems       | Mitsubishi Elevators (by Mitsulift) |
|----------------------|---|-------------------------------------|
| SE Service           | Access Management System 5.0 and higher | Mitsulift ELSGW                     |



HOP Terminals represent a card reader placed in the hall of a building, usually in front of an elevator group, where a cardholder swipes his card and his available destination floor will appear on screen. After this he can choose his destination floor from the ones on screen.



Card Reader in Cars refer to terminals installed within an elevator and allow a cardholder to swipe their card and change their destination floor to one of their available destination floors.



Gates or Turnstiles refer to card readers attached to Turnstile installed at building entrances, where a cardholder would swipe his card and he would then be assigned an elevator that would go directly to his destination home floor.

**Bosch Security and Safety Systems** is a leading global supplier of security, safety, and communications products, solutions and services. Protecting lives, buildings and assets is our aim. The product portfolio includes video surveillance, intrusion detection, fire detection and voice evacuation systems as well as access control and management systems. Professional audio and conference systems for communication of voice, sound and music complete the range. Bosch Security and Safety Systems develops and manufactures in its own plants across the world

For more information, visit [boschsecurity.com](https://www.boschsecurity.com)

**Security Engineering** is built on 25 years of expertise, engineering excellence, and innovation, providing advanced solutions in BMS, CCTV, intrusion detection, access control, fire alarms, public address, conference systems, and more. With a strong presence in the LEVANT region, we empower businesses with seamless integration, project re-engineering, commissioning support, and after-sales service. Our mission is to enhance security and operational efficiency by delivering cutting-edge technology and customized solutions.

For more information, visit [securityeng.com](https://www.securityeng.com)